



GOVERNMENT OF ASSAM
OFFICE OF THE DEPUTY COMMISSIONER : : NAGAON
(FCS & CA BRANCH)
03672-233185 (O)/ 233202 (R) - 233222 / 233193(F)
Email : dc-nagaon @ nic. In

No. NSG 24/2002/Pt-I/ 138

Date: 21/12/2011

To,

Principal Secretary to the Govt. of Assam,
Food, Civil Supplies & Consumer Affairs Deptt.,
Dispur, Ghty

Sub : Regarding submission of monthly report and monthly information for the month of **November'2011**.

With reference to the subject cited above, I have the honour to submit herewith the monthly report and monthly information on functioning of FP Shops and distribution of PDS items for the month of **November'2011** as per statement enclosed in respect of Nagaon District, for favour of your kind information and necessary action.

Yours faithfully,

Encl:-As stated
8 (Eight) sheets

Sd/-
Deputy Commissioner,
Nagaon.

Memo No. NSG 24/2002/ Pt-I/138 -A

Date: 21/12/2011

Copy for information and necessary action to:-

1. Director, Food, Civil Supplies & Consumer Affairs, Assam,
Bhangagarh, Ghty-5.

✓ 2. D10, NIC Nagaon.

Sd/-
Deputy Commissioner,
Nagaon.

Forwarded by,

Deputy Director, cc
FCS & CA, Nagaon.

FORM – B
(SEE CLAUSE - 8)
PROFORMA FOR REPORTING THE FUNCTIONING OF FAIR PRICE SHOPS
AT DISTRICT LEVEL

Month: **November**

Year: 2011

(a) Name of the State: ...**Assam**.....

State Code:

(b) Name of the District: ...**Nagaon**.....

District Code:

(c) Total No of Fair Price Shops in the District at the end of the Month: **2829 Nos**

(d) Details regarding FPS which receives the PDS commodities during the month

Sl. No	Commodities	No of FPS	Remarks
1	2	3	4
1	APL Rice	Nagaon-1538 Nos	
2	Addl. APL		
3	BPL Rice	Hoajai-961 Nos	
4	Spl. Adhoc. Addl. BPL		
5	Atta	Kalaiabar-330 Nos	
6	Addl. Atta		
7	Spl. Adhoc. Addl. Atta		
8	AAY Rice		
9	L/Sugar		
10	S.K.Oil	Total= 2829 Nos	

(E) NO of FI Cards:	<u>Nagaon</u>	<u>Hojai</u>	<u>Kaliabor</u>	<u>Total</u>
Antyodayas:	30435	18742	8759	57936
BPL :	61206	31462	15218	107886
APL :	161277	137883	31245	330384
Others:				
Total :	252918	188087	55222	496206

i. Number of FI Cards at the beginning of the Month. **496185 Nos**

ii. Number of FI Card issued during the month. **2 Nos**

iii. Number of FI Cards cancelled during the month. **Nil**

iv. Number of FI Card at the close of the Month. **496227**

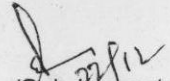
STATEMENT SHOWING THE ALLOCATION LIFTING AND DISTRIBUTION OF PDS/TPDS ETC.


Nagaon District

Month:- Nov'2011

Figures in Qtls/Kls

Sl. No	NAME OF ARTICLES	ALLOCATION (IN QTLS)	LIFTING (IN QTLS)	PERCENTAGE	DISTRIBUTION (IN QTLS /KLS)	Remarks
1	2	3	4	5	6	7
1	APL Rice	22653.70	22425.20	99	26003.11	
2	BPL.Rice	35544.47	35543.83	100	41629.68	
3	Addl.APL	19950.00	5461.26	27	6051.19	
4	Spl.BPL Rice	2219.91	2194.10	99	3175.16	
5	AAY Rice	20278.05	20338.45	100	23157.68	
6	L/Sugar	16180.50	16124.00	99	16779.83	
7	Atta	25137.90	23433.50	93	22984.50	
8	Atta (Addl.)	306.00	306.00	100	742.90	
9	MMASY Rice	0	0	0.00	1805.56	
10	S.K.Oil	2208000	2208000	100	2206482	


Inspectors/Sub-Inspector,
FCS & CA, Nagaon

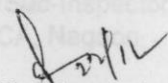

Deputy Director,
Food, Civil Supplies & Consumer Affairs,
Nagaon


STATEMENT SHOWING THE ALLOCATION LIFTING AND DISTRIBUTION OF PDS/TPDS ETC.

Hojai (Sub-Division)

Month:- Nov'2011
Figures in Qtls/Kls

Sl. No	NAME OF ARTICLES	ALLOCATION (IN QTLS)	LIFTING (IN QTLS)	PERCENTAGE	DISTRIBUTION (IN QTLS /KLS)	Remarks
1	2	3	4	5	6	7
1	APL Rice	7502.40	7464.4	99	8607.56	
2	BPL.Rice	10365.7	10365.06	100	10589.87	
3	Addl.APL	8070.00	1889.00	23	2190.71	
4	Spl.BPL Rice	650.00	643.11	99	1037.52	
5	AAY Rice	6560.00	6560.00	100	6769.88	
6	L/Sugar	5300.00	5248.00	99	4955.83	
7	Atta	10946.00	10946.00	100	10946.00	
8	Atta (Addl.)	0	0	100	3467.50	
9	MMASY Rice	0	0		0	
10	S.K.Oil	660000	660000	100	660000	


 Inspectors/Sub-Inspector,
 FCS & CA, Nagaon


 Deputy Director,
 Food, Civil Supplies & Consumer Affairs,
 Nagaon

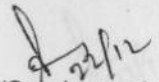
STATEMENT SHOWING THE ALLOCATION LIFTING AND DISTRIBUTION OF PDS/TPDS ETC.


Kaliabar (Sub-Division)

Month:- Nov'2011

Figures in Qtls/Kls

Sl. No	NAME OF ARTICLES	ALLOCATION (IN QTLS)	LIFTING (IN QTLS)	PERCENTAGE	DISTRIBUTION (IN QTLS /KLS)	Remarks
1	2	3	4	5	6	7
1	APL Rice	3051.8	3051.8	100	3342.40	
2	BPL.Rice	5013.84	5013.84	100	6324.74	
3	Addl.APL	2220	1256.26	57	1288.51	
4	Spl.BPL Rice	310.00	291.08	94	368.18	
5	AAY Rice	3065.80	3126.20	100	3957.73	
6	L/Sugar	2290.00	2290.00	100	1978.80	
7	Atta	6041.40	4337.00	72	4598.00	
8	Atta (Addl.)	0	0	0	0	
9	MMASY Rice	0	0	0	430.04	
10	S.K.Oil	348000	348000	100	346750	


Inspectors/Sub-Inspector,
FCS & CA, Nagaon

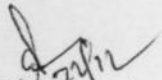

Deputy Director,
Food, Civil Supplies & Consumer Affairs,
Nagaon


STATEMENT SHOWING THE ALLOCATION LIFTING AND DISTRIBUTION OF PDS/TPDS ETC.

Nagaon Sub-Division

Month:- Nov'2011
Figures in Qtls/Kls

Sl. No	NAME OF ARTICLES	ALLOCATION (IN QTLS)	LIFTING (IN QTLS)	PERCENTAGE	DISTRIBUTION (IN QTLS /KLS)	Remarks
1	2	3	4	5	6	7
1	APL Rice	12099.50	11909.00	98	14053.15	
2	BPL.Rice	20164.93	20064.93	99.5	24715.07	
3	Addl.APL	9660.00	2316.00	24	2561.97	
4	Spl.BPL Rice	1259.91	1259.91	100	1769.46	
5	AAY Rice	10652.25	10652.25	100	12430.07	
6	L/Sugar	8590.00	8586.00	100	9845.20	
7	Atta (PDS)	8150.50	8150.50	100	7440.50	
8	Atta (Addl.)	0	0	0	742.90	
9	MMASY Rice(Sept,Oct,Nov/10)	0	0	0	1375.52	
10	S.K.Oil	1200000	1200000	100	1199732	


Inspectors/Sub-Inspector,
FCS & CA, Nagaon



Deputy Director,
Food, Civil Supplies & Consumer Affairs,
Nagaon


STATEMENT SHOWING THE ALLOCATION, LIFTING AND DISTRIBUTION OF PDS/TPDS COMMIDITES

Name of Sub Division :Nagaon

Month:- Nov/2011

Sl. No	Name of commidittes	Opening Stock	Allotment (in Qtls/ Ltrs)	Qnty lifted during the current month (in Qtls/ Ltrs)	Qnty lifted against backlog month (in Qtls/ Ltrs)	Total (col.3 5 6) (in Qtls/ Ltrs)	Qnty ditributed (in Qtls/ Ltrs)	Closing stock (in Qtls/ Ltrs)	Qnty lapsed during the month (in Qtls/ Ltrs)	Remarks
1	2	3	4	5	6	7	8	9	10	11
1	APL Rice	6238.24	12099.50	11909.00	0	18147.24	14053.15	4094.09	190.50	
2	Addl.APL	1532.15	9660.00	2316.00	0	3848.15	2561.97	1286.18	7344.00	
3	BPL.Rice	10782.13	20164.93	20164.93	0	30947.06	24715.07	6231.99	0	
4	Addl.BPL Rice	742.23	1259.91	1259.91	0	2002.14	1769.46	232.68	0	
5	AAAY Rice	4321.96	10652.25	10652.25	0	14974.21	12430.07	2544.14	0	
6	Adhoc Addl TPDS Rice (MMASY)	4703.06	0	0	0	4703.06	1375.52	3327.54	0	
7	L/Sugar	6901.90	8590.00	8586.00	0	15487.90	9845.20	5642.70	4.00	
8	Atta PDS (A/c Oct'11)	1478.80	8150.50	8150.50	0	9629.30	7440.50	2188.80	0	
9	Atta (Addl.) (A/c July Aug'11)	534.90	0	0	306.00	840.90	742.90	98.00	0	
10	S.K.Oil	1659	1200000	1200000	0	1201659	1199732	1927	0	


Inspectors/Sub-Inspector,
FCS & CA, Nagaon


Deputy Director,
Food, Civil Supplies & Consumer Affairs
Nagaon

Statement showing the allocation lifting and distribution commodities in respect of Nagaon, Hojai & Kaliabar Sub-Division for the month of Nov'2011


Sub-Division	APL Rice (in qtls)						Addl.Rice (in qtls)					
	Allotment	O/Stock	Lift	Total	Distribution	C/Stock	Allotment	O/Stock	Lift	Total	Distribution	C/Stock
	1	2	3	4	5	6	1	2	3	4	5	6
Nagaon	12099.50	6238.24	11909.00	18147.24	14053.15	4094.09	9660.00	1532.15	2316.00	3848.15	2561.97	1286.18
Hojai	7502.40	3372.3	7464.40	10836.70	8607.56	2229.14	8070.00	465.02	1889.00	2354.02	2200.71	153.31
Kaliabar	3051.80	1398.04	3051.80	4449.84	3342.40	1107.44	2220.00	614.45	1256.26	1870.71	1288.51	582.20
Total=	22653.70	11008.58	22425.20	33433.78	26003.11	7430.67	19950.00	2611.62	5461.26	8072.88	6051.19	2021.69
Sub-Division	BPL Rice (in qtls)						Spl Adhoc BPL (in qtls)					
	Allotment	O/Stock	Lift	Total	Distribution	C/Stock	Allotment	O/Stock	Lift	Total	Distribution	C/Stock
	1	2	3	4	5	6	1	2	3	4	5	6
Nagaon	20164.93	10782.13	20164.93	30947.06	24715.07	6231.99	1259.91	742.23	1259.91	2002.14	1769.46	232.68
Hojai	10365.70	3046.90	10365.06	13411.96	10589.87	2822.09	650.00	1050.23	643.11	1693.34	1037.52	655.82
Kaliabar	5013.84	2083.34	5013.84	7097.18	6324.74	772.44	310.00	111.46	291.08	402.54	368.18	34.36
Total=	35544.47	15912.37	35543.83	51456.2	41629.68	9826.52	2219.91	1903.92	2194.1	4098.02	3175.16	922.86
Sub-Division	AAY Rice (in qtls)						L/Suagr (in qtls)					
	Allotment	O/Stock	Lift	Total	Distribution	C/Stock	Allotment	O/Stock	Lift	Total	Distribution	C/Stock
	1	2	3	4	5	6	1	2	3	4	5	6
Nagaon	10652.25	4321.96	10652.25	14974.21	12430.07	2544.14	8590.50	6901.90	8586.00	15487.90	9845.20	5642.70
Hojai	6560.00	1969.52	6560.00	8529.52	6769.88	1759.64	5300.00	1494.86	5248.00	6742.86	4955.83	1787.03
Kaliabar	3065.80	1194.25	3126.20	4320.45	3957.73	362.72	2290.00	799.80	2290.00	3089.80	1978.80	1111.00
Total=	20278.05	7485.73	20338.45	27824.18	23157.68	4666.5	16180.50	9196.56	16124.00	25320.56	16779.83	8540.73
Sub-Division	Atta (in qtls)						Atta(Addl.) (in qtls)					
	Allotment	O/Stock	Lift	Total	Distribution	C/Stock	Allotment	O/Stock	Lift	Total	Distribution	C/Stock
	1	2	3	4	5	6	1	2	3	4	5	6
Nagaon	8150.50	1478.80	8150.50	9629.30	7440.50	2188.80	306.00	534.90	306.00	840.90	742.90	98.00
Hojai	10946.00	0.00	10946.00	10946.00	10946.00	0.00	0.00	0.00	0.00	0.00	0.00	0.00
Kaliabar	6041.40	731.50	4337.00	5068.50	4598.00	470.50	0.00	0.00	0.00	0.00	0.00	0.00
Total=	25137.90	2210.30	23433.50	25643.80	22984.50	2659.30	306.00	534.90	306.00	840.90	742.90	98.00
Sub-Division	MMASY (in qtls)						SK OIL (in Ltrs)					
	Allotment	O/Stock	Lift	Total	Distribution	C/Stock	Allotment	O/Stock	Lift	Total	Distribution	C/Stock
	1	2	3	4	5	6	1	2	3	4	5	6
Nagaon	0.00	4703.06	0.00	4703.06	1375.52	3327.54	1200000	1659	1200000	1201659	1199732	1927
Hojai	0.00	0.00	0.00	0.00	0.00	0.00	660000	0.00	660000	660000	660000	0.00
Kaliabar	0.00	1609.19	0.00	1609.19	430.04	1179.15	348000	13918	348000	361918	346750	15168
Total=	0.00	6312.25	0.00	6312.25	1805.56	4506.69	2208000	15577	2208000	2223577	2206482	17095

Inspectors/Sub-Inspector,
FCS & CA, Nagaon

Deputy Director,
Food, Civil Supplies & Consumer
Affairs:: Nagaon.

ACTION TAKEN REPORT FOR THE MONTH OF November'2011

Name of sub-Division	No of Inspection / Raids Conducted During the month	No of Cases detected during the month	No of Cases in which only Departmental Action have been taken (to mention specific actions taken)	No of Cases /Raid Forwarded to Judiciary	Total no of cases pending with Judiciary for trial	Total no of cases disposed by Judicial Courts	No of cases in which Government have won	Remarks
1	2	3	4	5	6	7	8	9
Nagaon	30 Nos	10 Nos	Suspend = 2 Nos Show cause = 3 Nos Under process = 5 Nos.	Nil	Nil	Nil	Nil	
Kaliabor	68 Nos	2 Nos	Suspend = 2 Nos Show cause = Nil	Nil	Nil	Nil	Nil	
Hojai	5 Nos	5 Nos	Suspend = 5 Nos Show cause = 5 Nos	Nil	Nil	Nil	Nil	
Total=	27 Nos	12 Nos.	Suspend = 9 Nos Show cause = 8 No	Nil	Nil	Nil	Nil	


 Deputy Director,
 Food, Civil Supplies &
 Consumer Affairs, Nagaon.